



***Beauty • Strength • Durability***  
***Virtually Maintenance Free • Lifetime Warranty***




# HUNDRED SERIES






## Model 0131 - 3 Rail - with Spears

Heights: 36", 42", 48" & 60" • Length: 6' Sections



## Model 0132 - 3 Rail - w/Alt. Spears


Heights: 36", 42", 48" & 60" • Length: 6' Sections




## Model 0141 - 4 Rail - with Spears

Height: 72" • Length: 6' Sections

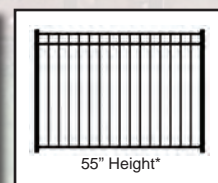

# RESIDENTIAL ALUMINUM FENCE



**Model 0142 - 4 Rail - w/Alt. Spears**  
Height: 72" • Length: 6' Sections

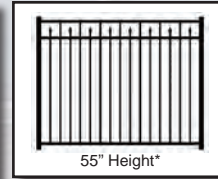



**Model 0220 - 2 Rail - Flat Top**  
Height: 48"\* • Length: 6' Sections




**Model 0230 - 3 Rail - Flat Top**  
Heights: 36", 42", 48", 55"\* & 60" •  
Length: 6' Sections


# HUNDRED SERIES



**Model 0233 - 3 Rail - Flat Top w/Alt. Spears**  
Heights: 36", 42", 48", 55"\* & 60" • Length: 6' Sections



**Model 0240 - 4 Rail - Flat Top**  
Height: 72" • Length: 6' Sections



**Model 0243 - 4 Rail - Flat Top w/Alt. Spears**  
Height: 72" • Length: 6' Sections

\* Meets National Pool Code Requirements for Height and Spacing.  
Check Local Pool Code Requirements.

# RESIDENTIAL ALUMINUM FENCE

- **Verified AAMA 2604-10 Compliant Powder Coated Aluminum Fence.**

Posts: 6063 - T5

Rails: 6063 - T6

Pickets: 6063 - T52

- **No Screws -**

**Patented Hidden E-Clip**

(Patent #US 7,152,849 B2)

**Patented Rail Locks**

(Patent #US 7,134,647 B2)

- **Gates - All Rails and Pickets are Welded.**

- **Lifetime Warranty<sup>§</sup>.**

- **Standard Sections... Rack - 24" in 6'.**

- **Assembled Sections for Quick Installation.**

- **Eliminate Freight Damage with Company Owned Trucks and Securely Packaged Loads.**

§ 30-Year for Government, Municipalities and Corporations







## SPECIFICATIONS

### *Hundred Series*


	<b>0131</b>	<b>0132</b>	<b>0141</b>	<b>0142</b>	<b>0220</b>
Fence Heights	36", 42", 48", 60"	36", 42", 48", 60"	72"	72"	48**
Posts	2" x 2" x .060" wall w/6' centers	2" x 2" x .060" wall w/6' centers	2" x 2" x .090" wall w/6' centers	2" x 2" x .090" wall w/6' centers	2" x 2" x .060" wall w/6' centers
Gate Posts	2" x 2" (.060) w/Inserts = .190 Wall	2" x 2" (.060) w/Inserts = .190 Wall	2" x 2" (.090) w/Inserts = .220 Wall	2" x 2" (.090) w/Inserts = .220 Wall	2" x 2" (.060) w/Inserts = .190 Wall
Post Caps	2" Flat Cap/Standard 2" Ball Cap/Optional	2" Flat Cap/Standard 2" Ball Cap/Optional	2" Flat Cap/Standard 2" Ball Cap/Optional	2" Flat Cap/Standard 2" Ball Cap/Optional	2" Flat Cap/Standard 2" Ball Cap/Optional
Rails	1" Height x .085" Wall x 1 <sup>1</sup> / <sub>8</sub> " Width x .065" Wall	1" Height x .085" Wall x 1 <sup>1</sup> / <sub>8</sub> " Width x .065" Wall	1" Height x .085" Wall x 1 <sup>1</sup> / <sub>8</sub> " Width x .065" Wall	1" Height x .085" Wall x 1 <sup>1</sup> / <sub>8</sub> " Width x .065" Wall	1" Height x .085" Wall x 1 <sup>1</sup> / <sub>8</sub> " Width x .065" Wall
Pickets	<sup>5</sup> / <sub>8</sub> " x <sup>5</sup> / <sub>8</sub> " x .045" Wall	<sup>5</sup> / <sub>8</sub> " x <sup>5</sup> / <sub>8</sub> " x .045" Wall	<sup>5</sup> / <sub>8</sub> " x <sup>5</sup> / <sub>8</sub> " x .045" Wall	<sup>5</sup> / <sub>8</sub> " x <sup>5</sup> / <sub>8</sub> " x .045" Wall	<sup>5</sup> / <sub>8</sub> " x <sup>5</sup> / <sub>8</sub> " x .045" Wall
Picket Spacing	3.792" between Pickets	3.792" between Pickets	3.792" between Pickets	3.792" between Pickets	3.792" between Pickets
Finial Option	Triad, Quad	Triad, Quad	Triad, Quad	Triad, Quad	
	<b>0230</b>	<b>0233</b>	<b>0240</b>	<b>0243</b>	
Fence Heights	36", 42", 48", 55***, 60"	36", 42", 48", 55***, 60"	72"	72"	
Posts	2" x 2" x .060" wall w/6' centers	2" x 2" x .060" wall w/6' centers	2" x 2" x .090" wall w/6' centers	2" x 2" x .090" wall w/6' centers	
Gate Posts	2" x 2" (.060) w/Inserts = .190 Wall	2" x 2" (.060) w/Inserts = .190 Wall	2" x 2" (.090) w/Inserts = .220 Wall	2" x 2" (.090) w/Inserts = .220 Wall	
Post Caps	2" Flat Cap/Standard 2" Ball Cap/Optional	2" Flat Cap/Standard 2" Ball Cap/Optional	2" Flat Cap/Standard 2" Ball Cap/Optional	2" Flat Cap/Standard 2" Ball Cap/Optional	
Rails	1" Height x .085" Wall x 1 <sup>1</sup> / <sub>8</sub> " Width x .065" Wall	1" Height x .085" Wall x 1 <sup>1</sup> / <sub>8</sub> " Width x .065" Wall	1" Height x .085" Wall x 1 <sup>1</sup> / <sub>8</sub> " Width x .065" Wall	1" Height x .085" Wall x 1 <sup>1</sup> / <sub>8</sub> " Width x .065" Wall	
Pickets	<sup>5</sup> / <sub>8</sub> " x <sup>5</sup> / <sub>8</sub> " x .045" Wall	<sup>5</sup> / <sub>8</sub> " x <sup>5</sup> / <sub>8</sub> " x .045" Wall	<sup>5</sup> / <sub>8</sub> " x <sup>5</sup> / <sub>8</sub> " x .045" Wall	<sup>5</sup> / <sub>8</sub> " x <sup>5</sup> / <sub>8</sub> " x .045" Wall	
Picket Spacing	3.792" between Pickets	3.792" between Pickets	3.792" between Pickets	3.792" between Pickets	
Finial Option		Triad, Quad		Triad, Quad	

\* Meets National Pool Code Requirements for Height and Spacing. Check Local Pool Code Requirements.

# Residential



**1131**  
**3 Rail w/Spear Points**  
 Heights: 36", 42", 48", 60", 72"



**1132**  
**3 Rail w/Alt. Spear Points**  
 Heights: 36", 42", 48", 60", 72"



## Outstanding Features

- Certified AAMA 2604-10 Compliant Powder Coated Aluminum Fence.
- No Screws -  
 Hidden Picket Fasteners (Patented)  
 Hidden Rail Locks (Patented)

- Standard Sections...  
 Rack - 20" in 6' sections.
- Sections with Rings...  
 Rack - 10" in 6' sections.



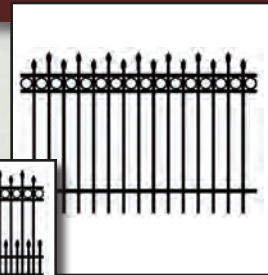
**1131R (Rings)**  
**3 Rail w/Spear Points**

Heights: 36", 42", 48", 60", 72"




**1132R (Rings)**  
**3 Rail w/Alt. Spear Points**

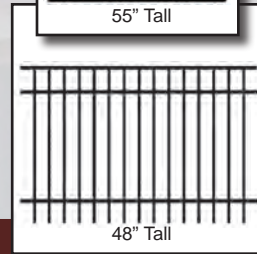
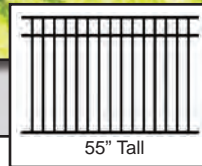
Heights: 36", 42", 48", 60", 72"



# PREMIUM ALUMINUM FENCE



**1220**  
**2 Rail Flat Top**  
 Heights: 48"\* & 54"\*



**1230**  
**3 Rail Flat Top**  
 Heights: 36", 42", 48", 55"\* , 60", 72"

- Assembled Sections for Quick Installation.

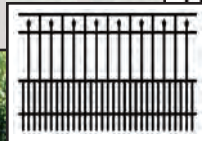
\* Meets BOCA Requirements for Height and Spacing. Please Check with Your Local Code Authorities.

§ 30-Year Limited Warranty for Corporate and Government Entities.



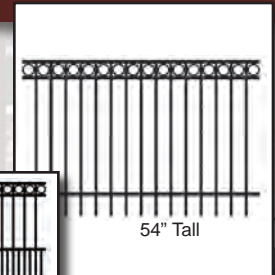
- Reduces Freight Damage with Company Owned Trucks and Securely Packaged Loads.

- Gates - All Rails and Pickets are Welded.
- Lifetime Limited Warranty<sup>§</sup>.

**1233**  
**3 Rail Flat Top w/Alt. Spear**  
 Heights: 36", 42", 48", 55"\* , 60", 72"



**1230R (Rings)**  
**3 Rail Flat Top**  
 Heights: 36", 42", 48", 54"\* , 60", 72"

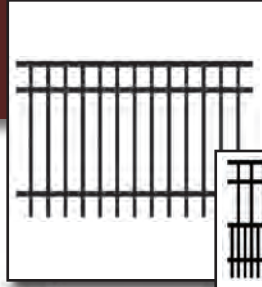


# Industrial



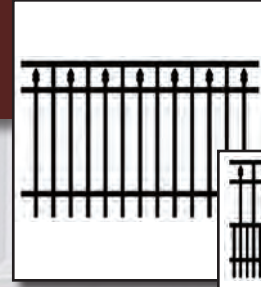
**2220**  
2 Rail Flat Top

Heights: 54"\*




**2230**  
3 Rail Flat Top

Heights: 48", 54", 60", 72"



**2233**  
3 Rail Flat Top  
w/Alt. Spear

Heights: 48", 54", 60", 72"



\* Meets BOCA Requirements for Height and Spacing.  
Please Check with Your Local Code Authorities.



2230 - 48" Height Gate



2230 - 3 Rail Flat Top - 48"

- Standard Sections (any style)  
Rack - 17" in 8' sections.

- Sections with Rings (any style)  
Rack - 10" in 8' sections.




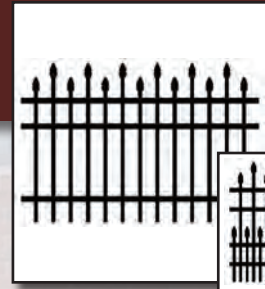



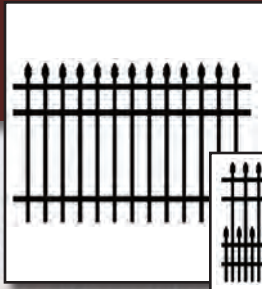
2230 - 3 Rail Flat Top - 54"



2141 - 4 Rail w/Spear Points - 96"









# GRADE ALUMINUM FENCE



**2131**  
**3 Rail**  
**w/Spear Points**  
 Heights: 48", 54", 60", 72"

**2132**  
**3 Rail**  
**w/Alt. Spear Points**  
 Heights: 48", 54", 60", 72"



**2240**  
**4 Rail Flat Top**  
 Heights: 84" & 96"

**2243**  
**4 Rail Flat Top**  
**w/Alt. Spear Points**  
 Heights: 84" & 96"

**2141**  
**4 Rail**  
**w/Spear Points**  
 Heights: 84" & 96"

**2142**  
**4 Rail**  
**w/Alt. Spear Points**  
 Heights: 84" & 96"



**2131 - 3 Rail w/Triad Points - 60"**



**2230 - 3 Rail Flat Top - 72"**

# Strong Well

## SINGLE & DOUBLE GATES




1230R - Double Drive Gate w/Continuous Arch

- *CourtYard® Gates use Non-corrosive Hardware.*
- *Single Gates up to 16' Wide.*
- *Double Gates up to 32' Wide.*



1233 - 72" Wide Gate w/Standard Brace




1131 - Single 36" Wide



Stainless Steel  
Medium Duty  
Hinge



Stainless Steel  
Gravity Latch



CourtYard® Gates -  
All rails and Pickets  
are welded.



Locking Latch



Self-Closing Hinge

# ded Gates

## MATCHING GATES WITH RINGS

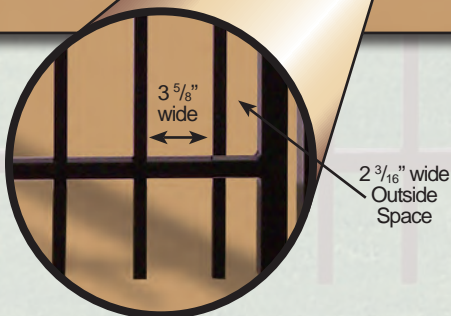
Your Choice - "Perfect Fit" or Standard Gates

- Matching Gates for 3 Residential Styles - 1131R, 1132R & 1230R.
- Available in Straight & Arched.



1230R - 48" Wide Arched "Perfect Fit"

1230R - 36" Wide Straight "Standard"



### Gate Width Specifications

#### 1131R & 1230R - "Perfect Fit" Gates

Gate Sizes	# of Pickets	# of Rings	Actual Width	Actual Opening
36" wide	6	7	33"	34 1/2"
42" wide	8	9	41 3/4"	43 1/4"
48" wide	9	10	46 3/16"	47 11/16"
60" wide	12	13	59 3/8"	60 7/8"
72" wide	14	15	68 1/8"	69 5/8"
72" wide	15	16	72 1/2"	74"

#### 1132R - "Perfect Fit" Gates

Gate Sizes	# of Pickets	# of Rings	Actual Width	Actual Opening
36" wide	7	8	37 3/8"	38 7/8"
42" wide	7	8	37 3/8"	38 7/8"
48" wide	9	10	46 3/16"	47 11/16"
60" wide	11	12	55"	56 1/2"
72" wide	13	14	63 3/4"	65 1/4"
72" wide	15	16	72 1/2"	74"

#### 1131R - Standard Gates

Gate Sizes	# of Pickets	# of Rings	Actual Width	Actual Opening	Approx. End Space
36" wide	7	6	34 1/2"	36"	2 3/16"
42" wide	8	7	40 1/2"	42"	3"
48" wide	10	9	46 1/2"	48"	1 9/16"
60" wide	12	11	58 1/2"	60"	3 3/16"
72" wide	15	14	70 1/2"	72"	2 9/16"

#### 1132R - Standard Gates

Gate Sizes	# of Pickets	# of Rings	Actual Width	Actual Opening	Approx. End Space
36" wide	7	6	34 1/2"	36"	2 3/16"
42" wide	9	8	40 1/2"	42"	2 5/32"
48" wide	9	8	46 1/2"	48"	3 25/32"
60" wide	13	12	58 1/2"	60"	1"
72" wide	15	14	70 1/2"	72"	2 9/16"

#### 1230R - Standard Gates

Gate Sizes	# of Pickets	# of Rings	Actual Width	Actual Opening	Approx. End Space
36" wide	7	6	34 1/2"	36"	2 3/16"
42" wide	8	7	40 1/2"	42"	3"
48" wide	10	9	46 1/2"	48"	1 9/16"
60" wide	12	11	58 1/2"	60"	3 3/16"
72" wide	15	14	70 1/2"	72"	2 9/16"

### GATE SPECIFICATIONS

Heights: 36", 42", 48", 54"\*, 60", 72"

Posts: 2 1/2" x 2 1/2" x .065" Wall w/6" centers

Gate Posts: 2 1/2" Gate Post w/Inserts = .190" Wall

Post Caps: 2 1/2" Flat Cap - Standard (2 1/2" Ball Cap - Optional)

Rails: 1" Height (.100" Wall) x 1 1/8" Width (.100" Wall)

Pickets: 3/4" x 3/4"

Picket Spacing: 3.65" between pickets

Rings: 3.620" Diameter x .375" Width x .625 Wall

\* Meets BOCA Requirements for Height and Spacing.

# State <sup>OF</sup> <sub>THE</sub> Art 10-STEP

## POWDER COATING




DSI is a PCI 4000 certified and verified AAMA 2604-13 and AAMA 2605-13 compliant powder coating applicator. The powder coating process is accredited by the American Architectural Manufacturing Association and the Powder Coating Institute. Our powder coating is custom blended from a Super Durable Polyester TGIC (Triglycidyl Isocyanurate) resin-base, using premium pigmentation to meet AAMA 2604-13 specifications. Our AAMA 2605-13 is a fluorocarbon polymer resin system.



The powder coating application booth produces zero VOC emissions. Powder is stored and applied in a climate controlled positive pressure environmental room. Ten pre-treat system titration checks twice per shift maintain system parameters and ten QC checks are completed every hour on product coming off the powder-coating line. Parts are not touched by human hands during the pre-treat, dry-off, application and cure process to maintain ultimate cleanliness of powder-coated parts.

# POWDER COATING PROCESS

1



Step 1) The raw premium-grade aluminum is inspected to be free of blemishes and is not exposed to the outdoor elements.

2



Step 2) The product enters a heated acidic cleaning stage to remove extrusion debris and fabrication oils.

3




**Step 3) CLEAN:** City water rinse  
**Step 4) CLEANER:** Recycling reverse osmosis water rinse  
**Step 5) CLEANTEST:** Pure reverse osmosis water rinse  
**Step 6) SEALER:** Dried-in-place aluminum sealer

4

5

6

7



Step 7) A 200 MPH air blast removes water drops from the pre-treated aluminum.  
Step 8) A convection oven completes the dry-off process.

8

9



Step 9) Powder is applied with 18 automated and 2 manual spray guns. Compressed process air is dried to -35°F Dew Point for superior adhesion.

10



Step 10) The powder coating is then bonded and adhered to the aluminum sub-straight in a 400 degree cure stage.



# Features and

**No UNSIGHTLY  
SCREWS!**

**ELIMINATE  
SCRATCHES**



**Hidden E-Clip  
Fasteners  
(Patented)**



**Finials**  
Spear • Quad • Triad


- *Aluminum Alloy*
- *Posts: 6063 - T6*
- *Rails: 6063 - T6*
- *Pickets: 6063*




## STANDARD COLORS




Satin Black  
DSI 101




Gloss White  
DSI 102



Gloss Beige  
DSI 104




Black Fine Texture  
DSI 106



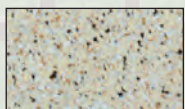
Bronze Fine Texture  
DSI 107




Speckled Walnut  
DSI 121




DSI 110 (Optional)  
Gold Accent  
Fine Texture




Sandy Shore  
DSI 122




White Fine Texture  
DSI 123




Chocolate  
DSI 124



Silver\*  
DSI 125



Clay  
DSI 128



Ninety Bronze  
DSI 131

Colors shown are a close representation of the true color. Please consult actual samples for accurate powder coating colors.

\* 15% upcharge applies to Silver with minimum order

# Special Options




Standard Residential Section - Racks 20" in a 6' Section  
 Residential Section w/Rings - Racks 10" in a 6' Section  
 Double Punching Increases Racking Angle



Short Picket Option (Flat Rail Option Shown)


- *Per Foot Sections... Available from 3' to 6'* (Even spacing between verticals)
- *Per Inch Sections... Available from 36" to 72"* (Ring models do not apply)



Flat Post Caps Ball



Gold Options




2-1/2" Post Mount Flair



Industrial Residential Wall Mount



Residential Industrial Swivel Mount



2-1/2" Post Mount

# SPECIFICATIONS

## Residential Premium

	<b>1131</b>	<b>1132</b>	<b>1220</b>	<b>1230</b>	<b>1233</b>
<b>Fence Heights</b>	36", 42", 48", 60", 72"	36", 42", 48", 60", 72"	48"* , 54"*	36", 42", 48", 55"* , 60", 72"	36", 42", 48", 55"* , 60", 72"
<b>Posts</b>	2 1/2" x 2 1/2" x .065" wall w/6" centers	2 1/2" x 2 1/2" x .065" wall w/6" centers	2 1/2" x 2 1/2" x .065" wall w/6" centers	2 1/2" x 2 1/2" x .065" wall w/6" centers	2 1/2" x 2 1/2" x .065" wall w/6" centers
<b>Gate Posts</b>	2 1/2" Gate Post w/Inserts = .190" Wall	2 1/2" Gate Post w/Inserts = .190" Wall	2 1/2" Gate Post w/Inserts = .190" Wall	2 1/2" Gate Post w/Inserts = .190" Wall	2 1/2" Gate Post w/Inserts = .190" Wall
<b>Post Caps</b>	2 1/2" Flat Cap/Standard 2 1/2" Ball Cap/Optional	2 1/2" Flat Cap/Standard 2 1/2" Ball Cap/Optional	2 1/2" Flat Cap/Standard 2 1/2" Ball Cap/Optional	2 1/2" Flat Cap/Standard 2 1/2" Ball Cap/Optional	2 1/2" Flat Cap/Standard 2 1/2" Ball Cap/Optional
<b>Rails</b>	1" Height x .085" Wall x 1 1/8" Width x .065" Wall	1" Height x .085" Wall x 1 1/8" Width x .065" Wall	1" Height x .085" Wall x 1 1/8" Width x .065" Wall	1" Height x .085" Wall x 1 1/8" Width x .065" Wall	1" Height x .085" Wall x 1 1/8" Width x .065" Wall
<b>Pickets</b>	3/4" x 3/4"	3/4" x 3/4"	3/4" x 3/4"	3/4" x 3/4"	3/4" x 3/4"
<b>Picket Spacing</b>	3.65" between Pickets	3.65" between Pickets	3.65" between Pickets	3.65" between Pickets	3.65" between Pickets
<b>Finial Option</b>	Triad, Quad	Triad, Quad			Triad, Quad

\* Meets BOCA Requirements for Height and Spacing.

## Residential Premium - with Rings

	<b>1131R</b>	<b>1132R</b>	<b>1230R</b>
<b>Fence Heights</b>	36", 42", 48", 60", 72"	36", 42", 48", 60", 72"	36", 42", 48", 55"* , 60", 72"
<b>Posts</b>	2 1/2" x 2 1/2" x .065" wall w/6" centers	2 1/2" x 2 1/2" x .065" wall w/6" centers	2 1/2" x 2 1/2" x .065" wall w/6" centers
<b>Gate Posts</b>	2 1/2" Gate Post w/Inserts = .190" Wall	2 1/2" Gate Post w/Inserts = .190" Wall	2 1/2" Gate Post w/Inserts = .190" Wall
<b>Post Caps</b>	2 1/2" Flat Cap/Standard 2 1/2" Ball Cap/Optional	2 1/2" Flat Cap/Standard 2 1/2" Ball Cap/Optional	2 1/2" Flat Cap/Standard 2 1/2" Ball Cap/Optional
<b>Rails</b>	1" Height x .085" Wall x 1 1/8" Width x .065" Wall	1" Height x .085" Wall x 1 1/8" Width x .065" Wall	1" Height x .085" Wall x 1 1/8" Width x .065" Wall
<b>Pickets</b>	3/4" x 3/4"	3/4" x 3/4"	3/4" x 3/4"
<b>Picket Spacing</b>	3.65" between Pickets	3.65" between Pickets	3.65" between Pickets
<b>Finial Option</b>	Triad, Quad	Triad, Quad	
<b>Rings</b>	3.620" Diameter x .375" Width x .625" Wall	3.620" Diameter x .375" Width x .625" Wall	3.620" Diameter x .375" Width x .625" Wall

\* Meets BOCA Requirements for Height and Spacing.

## Industrial

	<b>2131/2141*</b>	<b>2132/2142*</b>	<b>2220</b>	<b>2230/2240*</b>	<b>2233/2243*</b>
<b>Fence Heights</b>	48", 54", 60", 72"	48", 54", 60", 72"	54"*	48", 54", 60", 72"	48", 54", 60", 72"
<b>Posts</b>	2 1/2" x 2 1/2" x .090" wall w/96" centers	2 1/2" x 2 1/2" x .090" wall w/96" centers	2 1/2" x 2 1/2" x .090" wall w/96" centers	2 1/2" x 2 1/2" x .090" wall w/96" centers	2 1/2" x 2 1/2" x .090" wall w/96" centers
<b>* Fence Heights</b>	84", 96" - 2141	84", 96" - 2142		84", 96" - 2240	84", 96" - 2243
<b>Posts</b>	2 1/2" x 2 1/2" x .090" wall w/96" centers	2 1/2" x 2 1/2" x .090" wall w/96" centers	2 1/2" x 2 1/2" x .090" wall w/96" centers	2 1/2" x 2 1/2" x .090" wall w/96" centers	2 1/2" x 2 1/2" x .090" wall w/96" centers
<b>Gate Posts</b>	2 1/2" x .090" Wall Gate Post w/Insert = .215" Wall or 4" x 4" x .125" Wall	2 1/2" x .090" Wall Gate Post w/Insert = .215" Wall or 4" x 4" x .125" Wall	2 1/2" x .090" Wall Gate Post w/Insert = .215" Wall or 4" x 4" x .125" Wall	2 1/2" x .090" Wall Gate Post w/Insert = .215" Wall or 4" x 4" x .125" Wall	2 1/2" x .090" Wall Gate Post w/Insert = .215" Wall or 4" x 4" x .125" Wall
<b>Post Caps</b>	2 1/2" or 4" Flat Cap/Std. Ball Cap/Optional	2 1/2" or 4" Flat Cap/Std. Ball Cap/Optional	2 1/2" or 4" Flat Cap/Std. Ball Cap/Optional	2 1/2" or 4" Flat Cap/Std. Ball Cap/Optional	2 1/2" or 4" Flat Cap/Std. Ball Cap/Optional
<b>Rails</b>	1 1/2" Height x .100" Wall x 1 1/2" Width x .070" Wall	1 1/2" Height x .100" Wall x 1 1/2" Width x .070" Wall	1 1/2" Height x .100" Wall x 1 1/2" Width x .070" Wall	1 1/2" Height x .100" Wall x 1 1/2" Width x .070" Wall	1 1/2" Height x .100" Wall x 1 1/2" Width x .070" Wall
<b>Pickets</b>	1" x 1" x .065" Wall	1" x 1" x .065" Wall	1" x 1" x .065" Wall	1" x 1" x .065" Wall	1" x 1" x .065" Wall
<b>Picket Spacing</b>	3 3/4" between Pickets	3 3/4" between Pickets	3 3/4" between Pickets	3 3/4" between Pickets	3 3/4" between Pickets
<b>Finial Option</b>	Triad, Quad	Triad, Quad			Triad, Quad



www.diggerspecialties.com



Quality Products By:



D I S T R I B U T E D B Y :

www.diggerspecialties.com SP0914 99547